

# PRODUCT DATA SHEET

All-purpose cleaning - Deodorizing cleaner


## Wetrok Reodor

Fresh deodorizing cleaner for an enhanced sense of cleanliness  
- for maintenance cleaning of washable surfaces and floor coverings





# Wetrok Reodor





**pH value (Concentrate):** 6.5–7.5


**Important ingredients:**

Surfactants, Fragrances, Preservatives, Colourant

**Recommended dosage:**

 **Maintenance cleaning**  
0.05 –0.1 l/10 l

 **Intermediate cleaning**  
0.1–0.2 l/10 l

 **Foaming by hand (foam bottle)**  
1.0 l/10 l

METHODS  
finder



**APPLICATION**

- Deodorizing cleaner for maintenance cleaning of all types of washable surfaces and floor coverings (plastic, stainless steel, bathrooms, showers, washrooms and WCs, etc.)
- Scented to match the fragrance of Reodor citro for alternate usage

**PROPERTIES**

- High-lather
- pH-neutral
- Heavily scented
- Leaves a long-lasting scent
- Solvent-free

**GOOD TO KNOW**

- Alternating between different deodorizing cleaners will increase the facility users' awareness of the scent and therefore promote a sense of cleanliness
- No separate air freshener required

**PLEASE NOTE**

- Suitable for solvent-sensitive surfaces

**RECOMMENDED APPLICATION METHOD**

**Damp wiping (by hand, using a bucket)**

Soak the cloth with cleaning solution and then wring it out well. Wipe the surface with a damp cloth.

**Damp wiping (manual foaming)**

Apply the cleaning foam in an "X" form on a folded cloth, then damp wipe the surface (using the fold technique).

**Wet mopping, single work step**

Remove any loose dirt (e.g. dust-binding mopping/dry vacuuming). Soak the mop with cleaning solution, wring it out well, or use a pre-wetted mop. Wet mop the floor covering.

**STORAGE**

Store in original container at 15 to 25°C and protected from sunlight. Keep container closed when not in use.

*Durability (unopened): 24 Month*

Wetrok AG shall have no liability whatsoever for damage caused by incorrect use. Observe special cleaning and care instructions from the floor covering manufacturer.